

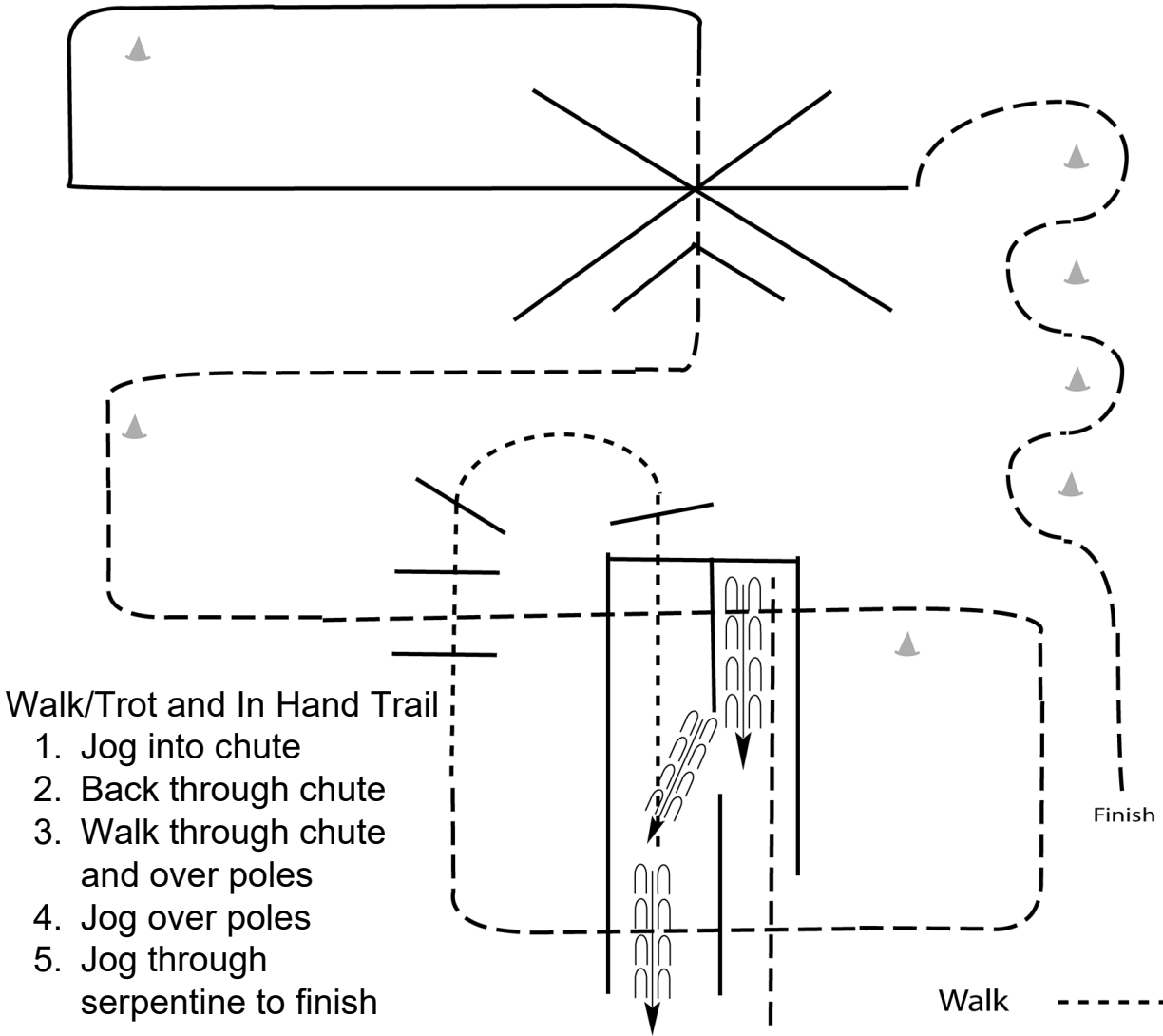
AHF 2024

Group C - All Ages Trail

Show Date:

www.HorseShowPatterns.com

www.HorseShowPatterns.com



Walk/Trot and In Hand Trail

1. Jog into chute
2. Back through chute
3. Walk through chute and over poles
4. Jog over poles
5. Jog through serpentine to finish

1. Jog into chute
2. Back through chute
3. Walk through chute and over poles
4. Jog over poles
5. Lope on the left lead over poles
6. Jog through serpentine to finish

Walk	⋯⋯⋯
Jog	- - - - -
Extended Jog	- - - - -
Lope	—————
Leg Yield	
Lead Change	////
Back	←←←←←
Marker	Ⓚ
Sidepass	←⋯⋯→

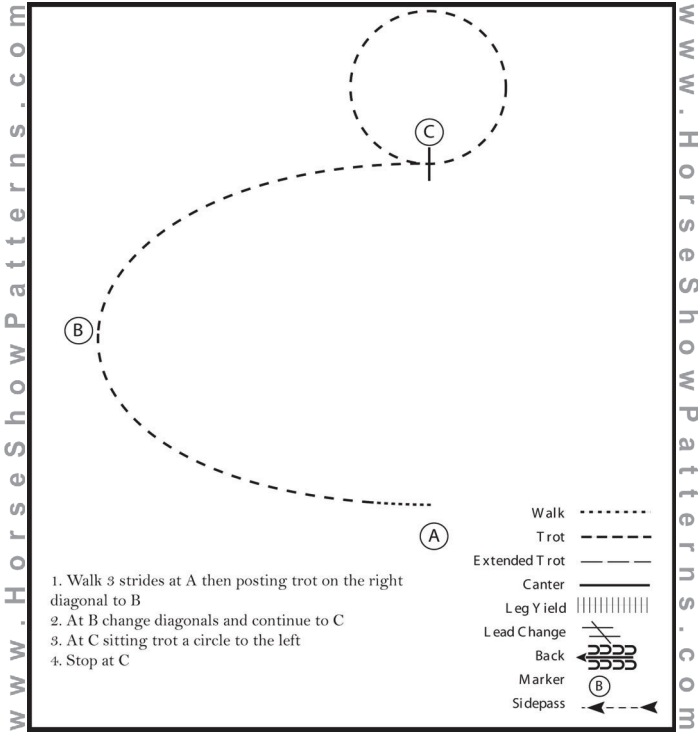
[T/2-8]

Pattern Provided by:

AHF 2024

Group C - W/T English Eq.

Show Date:



1. Walk 3 strides at A then posting trot on the right diagonal to B
2. At B change diagonals and continue to C
3. At C sitting trot a circle to the left
4. Stop at C

- Walk
- Trot
- Extended Trot
- Canter
- Leg Yield
- Lead Change
- Back
- Marker
- Sidepass

Pattern Provided by:

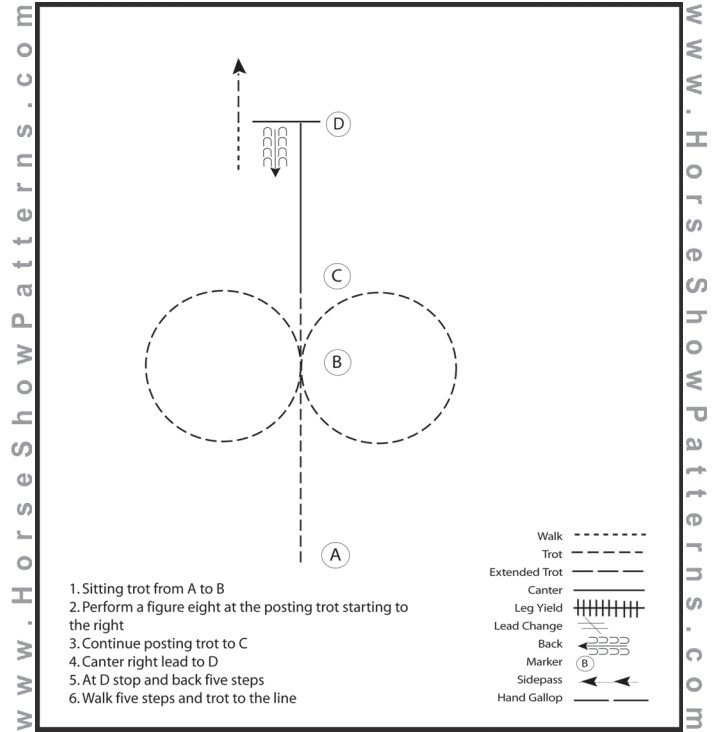
[HSE/WT-10]

©2024 HorseShowPatterns.com. All Rights Reserved.

AHF 2024

Group C - 13 and Under Eq.

Show Date:



1. Sitting trot from A to B
2. Perform a figure eight at the posting trot starting to the right
3. Continue posting trot to C
4. Canter right lead to D
5. At D stop and back five steps
6. Walk five steps and trot to the line

- Walk
- Trot
- Extended Trot
- Canter
- Leg Yield
- Lead Change
- Back
- Marker
- Sidepass
- Hand Gallop

Pattern Provided by:

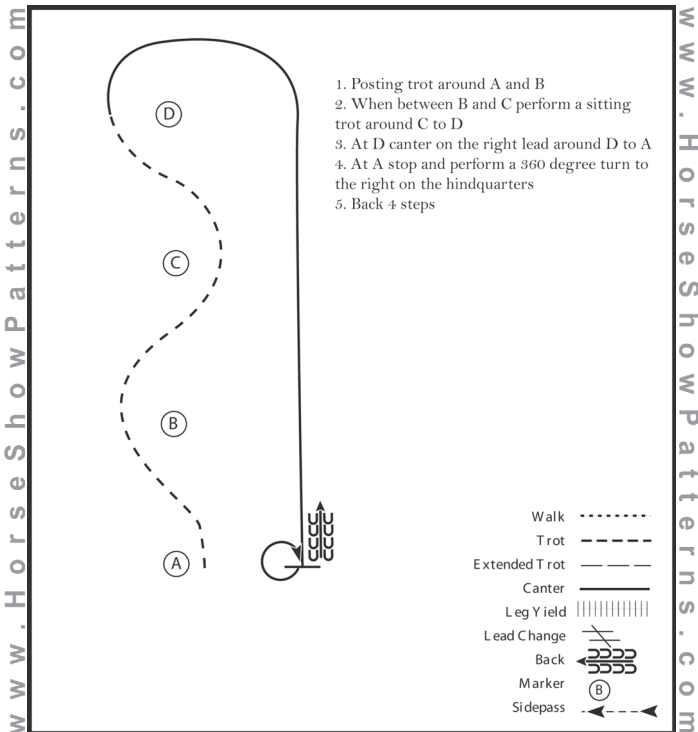
[HSE/1-5]

©2024 HorseShowPatterns.com. All Rights Reserved.

AHF 2024

Group C - 14 and over Eq.

Show Date:



1. Posting trot around A and B
2. When between B and C perform a sitting trot around C to D
3. At D canter on the right lead around D to A
4. At A stop and perform a 360 degree turn to the right on the hindquarters
5. Back 4 steps

- Walk
- Trot
- Extended Trot
- Canter
- Leg Yield
- Lead Change
- Back
- Marker
- Sidepass

Pattern Provided by:

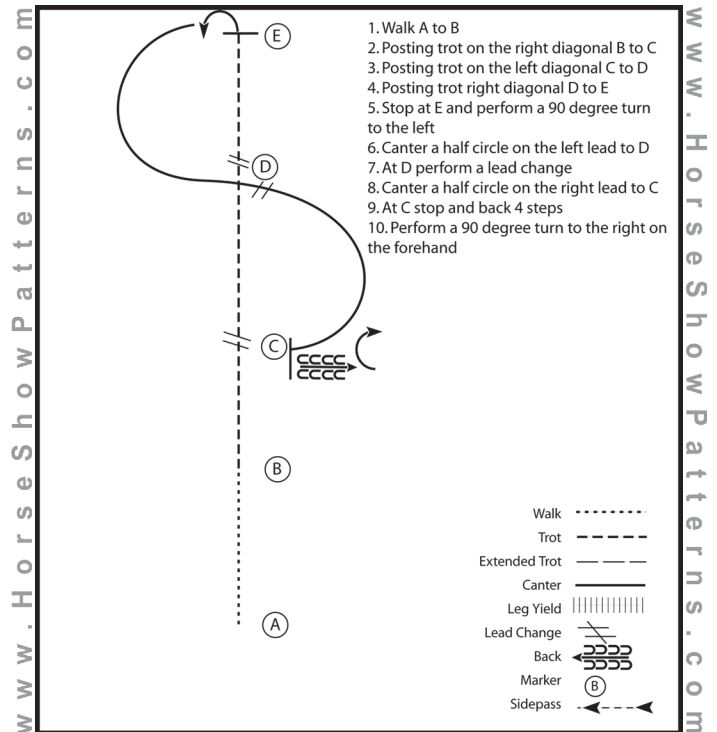
[HSE/2-6]

©2024 HorseShowPatterns.com. All Rights Reserved.

AHF 2024

Group C - Open Eg.

Show Date:



1. Walk A to B
2. Posting trot on the right diagonal B to C
3. Posting trot on the left diagonal C to D
4. Posting trot right diagonal D to E
5. Stop at E and perform a 90 degree turn to the left
6. Canter a half circle on the left lead to D
7. At D perform a lead change
8. Canter a half circle on the right lead to C
9. At C stop and back 4 steps
10. Perform a 90 degree turn to the right on the forehand

- Walk
- Trot
- Extended Trot
- Canter
- Leg Yield
- Lead Change
- Back
- Marker
- Sidepass

Pattern Provided by:

[HSE/3-4]

©2024 HorseShowPatterns.com. All Rights Reserved.

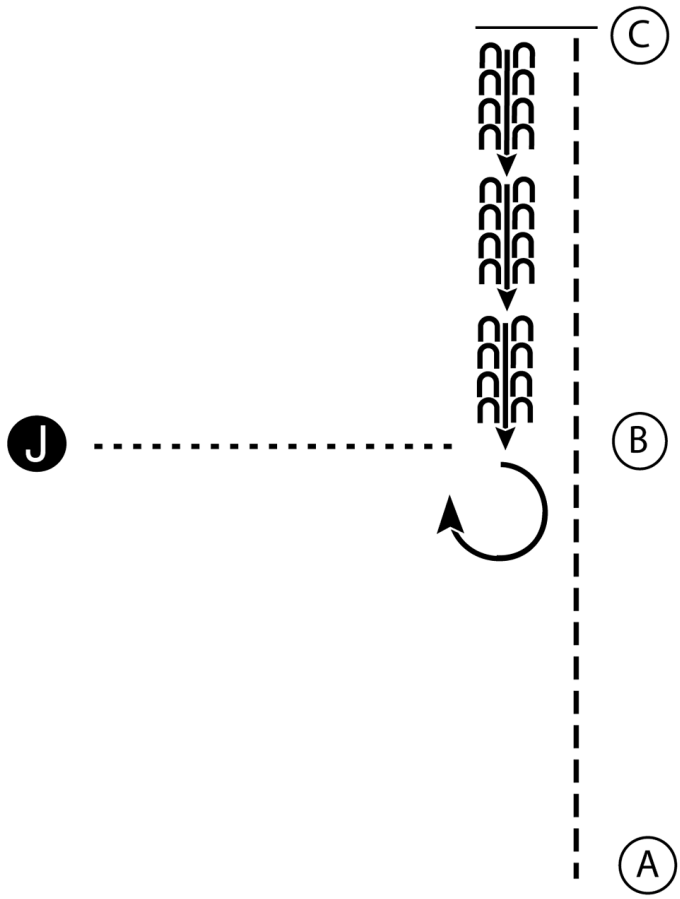
AHF 2024

Group C - Showmanship All Ages


Show Date:

www.HorseShowPatterns.com

www.HorseShowPatterns.com



1. Trot from A to C.
2. Stop at C.
3. Back to B.
4. Perform a 270 degree turn.
5. Walk to the judge and set up for inspection.
6. When dismissed walk to line-up.

Walk
Trot - - - - -
Back ← 
Marker (B)
Judge (J)

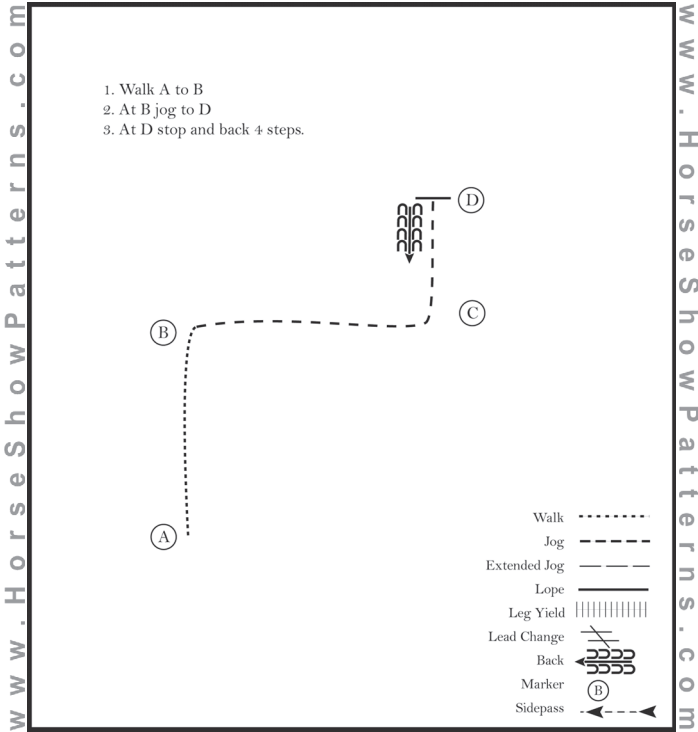
[S/1-3]

Pattern Provided by:

AHF 2024

Group C - W/T Horsemanship

Show Date:



Pattern Provided by:

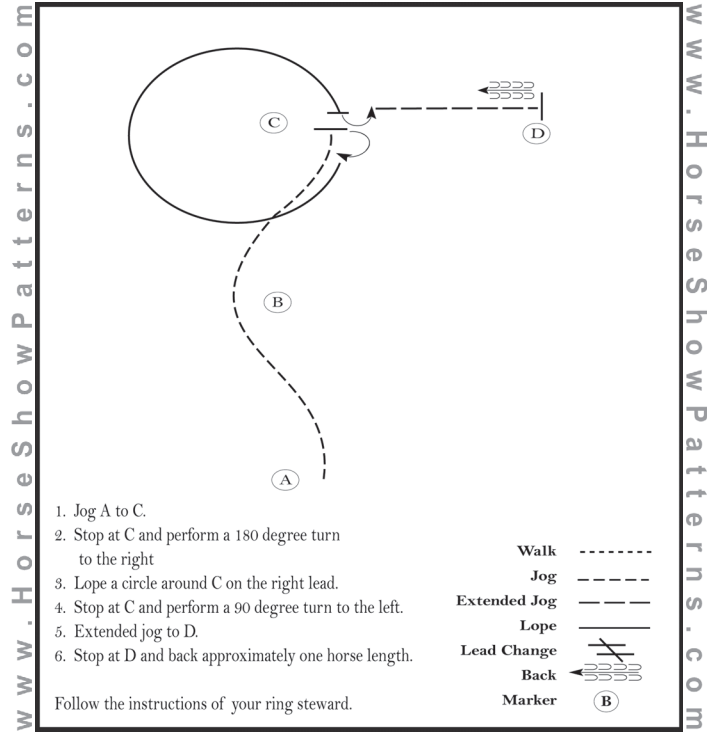
[WH/WT-2]

©2024 HorseShowPatterns.com. All Rights Reserved.

AHF 2024

Group C - 13 and Under Horsemanship

Show Date:



Pattern Provided by:

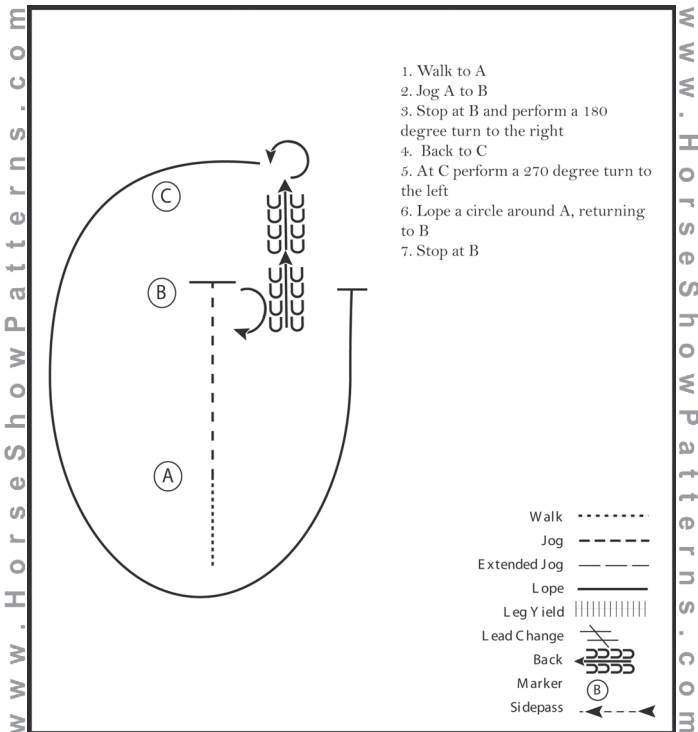
[WH/1-1]

©2024 HorseShowPatterns.com. All Rights Reserved.

AHF 2024

Group C - 14 and Over Horsemanship

Show Date:



Pattern Provided by:

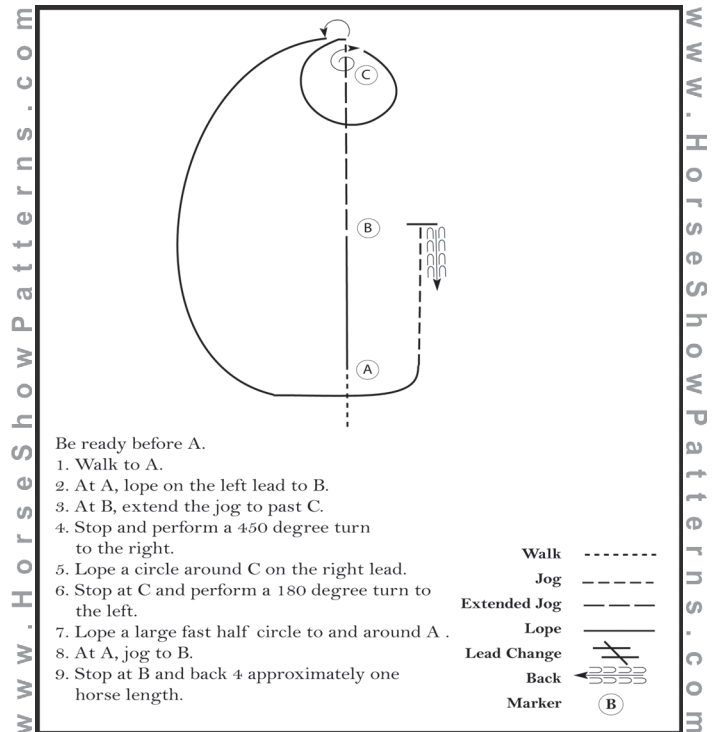
[WH/2-14]

©2024 HorseShowPatterns.com. All Rights Reserved.

AHF 2024

Group C - Open Horsemanship

Show Date:



Pattern Provided by:

[WH/3-8]

©2024 HorseShowPatterns.com. All Rights Reserved.

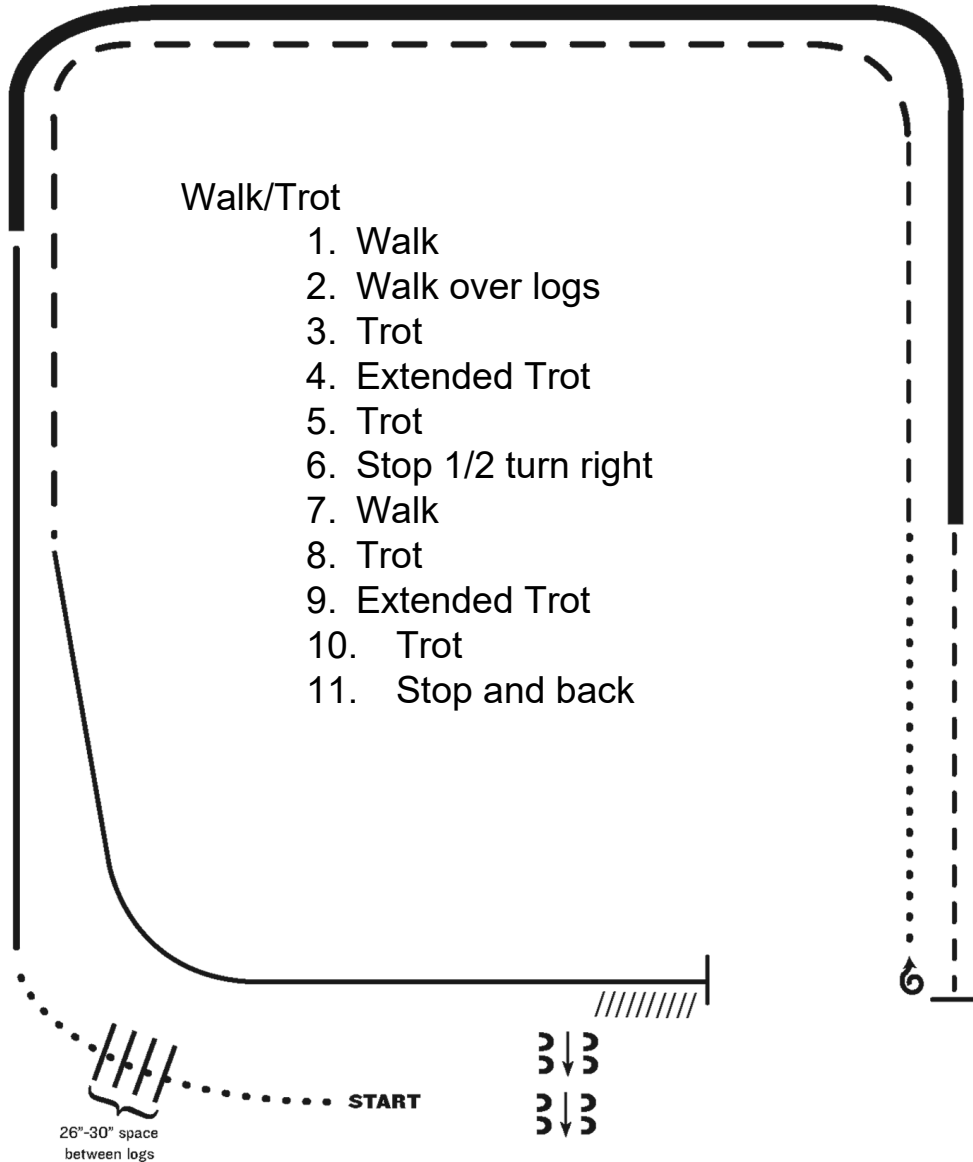
AHF 2024

Group C - All Ages Ranch Riding

Show Date:

w w w . H o r s e S h o w P a t t e r n s . c o m

w w w . H o r s e S h o w P a t t e r n s . c o m



Walk/Trot

1. Walk
2. Walk over logs
3. Trot
4. Extended Trot
5. Trot
6. Stop 1/2 turn right
7. Walk
8. Trot
9. Extended Trot
10. Trot
11. Stop and back

- I. Walk
2. Walk over logs
3. Lope right lead
4. Extended lope (right lead)
5. Trot
6. Stop, 1 1/2 turns right
7. Walk
8. Trot
9. Extended trot
10. Lope left lead
11. Stop and Back
12. Side pass right

Note: The drawn description of this pattern is only intended for the general depiction of the pattern. Exhibitors should utilize the arena space to best exhibit their horses.

[RR/AQHA-6]

Pattern Provided by: